

Microstation CONNECT Workspace Setup

For All Standard Configuration WorkSpaces

Using the NCDOT CONNECT WorkSpace as an example, this should work right out of the box if the WorkSpace is stored as “C:\MICROSTATION_CONNECT_WORKSPACE\Configuration”.

Standard Internally at the NCDOT

1. Delete old WorkSpace and WorkSpace desktop icons and .cfg files (desktop location only).

2. Download the latest WorkSpace ZIP

3. Extract WorkSpace ZIP to the root C:\ drive. *

4. Move the shortcuts icons and input (.inp) files from WorkSpace to your desktop.

➤ C:\MICROSTATION_CONNECT_WORKSPACE\Configuration\WorkSpaces\DOT-US North Carolina\Desk

5. If desired edit the desktop “NCDOT_WorkSets.inp” to navigate to where your Projects (WorkSets) are stored.

Line #29

```
NCDOT_USE_LOCAL_WORKSETS = {Load Value}
```

Load Value:

- L0 {R:\Common} if connected
- L1 {C:\Projects\NCDOT} new default
- L2 {C:\MICROSTATION_CONNECT_WORKSPACE\Configuration\Organization-Civil\Disciplines\NCDOT_(Unit)\WorkSets} old default for NCDOT Unit specific training
- L3 {\\Configuration\WorkSpaces\DOT-US North Carolina\WorkSets}

* Note in Step #3, the WorkSpace ZIP file also automatically installed an example WorkSet (Project) “C:\Projects\NCDOT\B-0000”. No need for users to do manually do this. In addition, the “ConfigurationSetup.cfg” file has been automatically modified accordingly:

Line #21

```
_USTN_CUSTOM_CONFIGURATION=C:\MICROSTATION_CONNECT_WORKSPACE\Configuration\
```

For OpenRail and OpenBridge to work together with OpenRoads using the same WorkSpace, the “ConfigurationSetup.cfg” file for each CONNECT civil platform is modified with the same value. This is the standard installation folder which is required for proper functionality.

- C:\ProgramData\Bentley\OpenRoads Designer CE\Configuration
- C:\ProgramData\Bentley\OpenRail Designer CE\Configuration
- C:\ProgramData\Bentley\OpenBridge Designer CONNECT Edition\OpenBridgeModeler\Configuration

There is no need to modify the “**WorkspaceSetup.cfg**” in the same folder as the past. This file should NOT be edited from when it was installed with default values.

Internal Custom Server WorkSet Setup Adaptation for the NCDOT Divisions – continue

6. **Defining the Division “WorkSets Root” location:** By default, WorkSets (Projects) are stored in each DOT WorkSpaces\WorkSets folder (local C:\ drive or network server depending on the WorkSpace location).

➤ \\Configuration\WorkSpaces\US-DOT North Carolina\WorkSets

Edit the “NCDOT_Worksets.inp” on your desktop:

(F-6A) Line 15:
MY_WORKSET_LOCATION = P:\CADD\Projects\DDC-7\

(This can be any predefined location (S, Q, etc. drive letter or UNC path “\\DOTDFSROOT01\”) where your WorkSets (.dgnws and .cfg) and project CADD files are stored on your server.)

(F-6B) Line 32:
NCDOT_USE_LOCAL_WORKSETS = L0

(F-7) 7. If a WorkSet (Project), including the .dgnws, .cfg and CADD files, does not already exist in the new WorkSets Root folder, then copy the following folder and two files from “C:\Projects\NCDOT” to the new server location.

- B-0000 (folder)
- B-0000.cfg (file)
- B-0000.dgnws (file)

(F-8A) 8. Edit the B-0000.cfg in the new server location for the new server path.

(F-8B)

(F-9A) 9. Create a new WorkSet using the B-0000 folder structure as the Template. Be sure to have “Create Folders
(F-9B) Only” checked on.
(F-9C)

(F-10A) 10. Alternative to using B-0000 as the template WorkSet, the WorkSpace has a template .dgnws and .cfg file as
(F-10B) well as the capability to create the folder structure which can be used to create a new WorkSet in the new server location. The **Root Folder**, **Design Files**, and **Standard Files** paths should all end with the STIP Number or WorkSet Name. Also verify the Standards Subfolders field contains the NCDOT Standard Project folder structure. If not, then you may need to open a file (double clicking on any branded file) using the NCDOT CONNECT Workspace to initialize the variables.

Figures

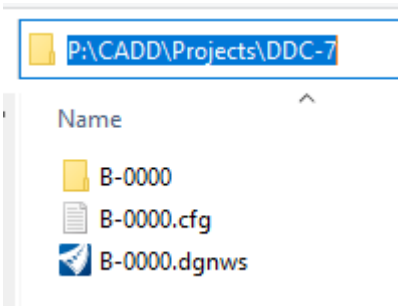
F-6A

```
NCDOT_WorkSets.inp x
13 # <<<< Make Changes Here >>>>
14
15 MY_WORKSET_LOCATION = P:\CADD\Projects\DDC-7\
16
17 #MY_WORKSET_LOCATION = Q:\CADD\Microstation\CONNECT\Configuration\WorkSpaces\DOT-US North Carolina\WorkSets\
18 #MY_WORKSET_LOCATION = S:\CADD\Projects\DDC-7\
19 #MY_WORKSET_LOCATION = R:\Common\
```

F-6B

```
NCDOT_WorkSets.inp x
25 # L2 - Use local NCDOT Unit training and workspace admin WorkSets.
26 # L3- Use local or server WorkSets stored under the WorkSpaces\WorkSets folder (Bentley Default).
27 # <<<< Make Changes Here >>>>
28
29 NCDOT_USE_LOCAL_WORKSETS = LO
30
31 #-----
```

F-7



F-BA

```
B-0000.cfg x
110 %endif
111
112 # Defines the location and name of cell library created and used by Component Center.
113 %if exists ($_USTN_WORKSETSTANDARDS)Cell/)
114   CIVIL_COMPONENTCENTER_DOWNLOADEDCELLSLIB : $_USTN_WORKSETSTANDARDS)Cell/Do
115 %else
116   CIVIL_COMPONENTCENTER_DOWNLOADEDCELLSLIB : $(MS_DEF)/Downloaded Component Ce
117 %endif
118 #-----
119 _USTN_WORKSETROOT = C:/Projects/NCDOT/$(_USTN_WORKSETNAME)
120 _USTN_WORKSETDGENS = C:/Projects/NCDOT/$(_USTN_WORKSETNAME)/
121 _USTN_WORKSETSTANDARDS = C:/Projects/NCDOT/$(_USTN_WORKSETNAME)/
```

```

B-0000.cfg x
110 %endif
111
112 # Defines the location and name of cell library created and used by Component Center.
113 %if exists ($(_USTN_WORKSETSTANDARDS)Cell/)
114     CIVIL_COMPONENTCENTER_DOWNLOADEDCELLSLIB : $(_USTN_WORKSETSTANDARDS)Cell/
115 %else
116     CIVIL_COMPONENTCENTER_DOWNLOADEDCELLSLIB : $(MS_DEF)/Downloaded Component
117 %endif
118 #-----
119 _USTN_WORKSETROOT = P:/CADD/Projects/DDC-7/$(_USTN_WORKSETNAME)
120 _USTN_WORKSETDGNS = P:/CADD/Projects/DDC-7/$(_USTN_WORKSETNAME)/
121 _USTN_WORKSETSTANDARDS = P:/CADD/Projects/DDC-7/$(_USTN_WORKSETNAME)/
122

```

Create WorkSet [X]

Name:

Description:

Template: Create Folders Only

+ Add a Custom Property ▾

Folder locations

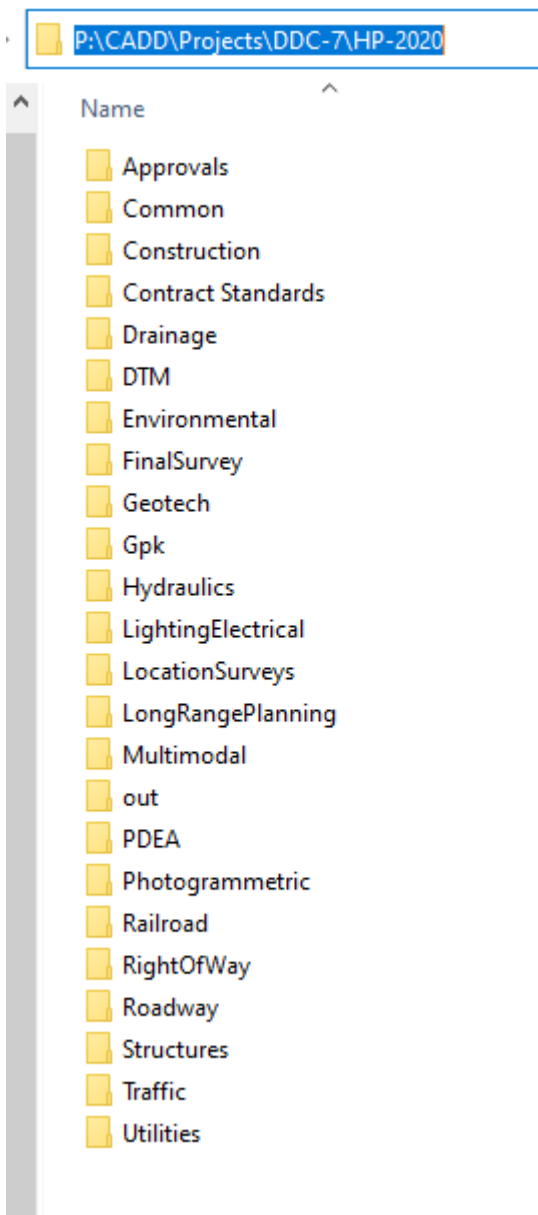
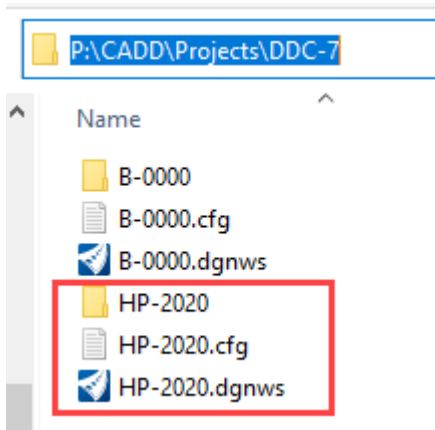
Root Folder:

Design Files:

Standard Files:

Standards Subfolders:

ProjectWise Projects



Create WorkSet ✕

Name:

Description:

Template: Create Folders Only

+ Add a Custom Property ▾

Folder locations

Root Folder:	<input type="text" value="P:\CADD\Projects\DDC-7\HP-2021"/>	<input type="button" value="Browse..."/>
Design Files:	<input type="text" value="P:\CADD\Projects\DDC-7\HP-2021"/>	<input type="button" value="Browse..."/>
Standard Files:	<input type="text" value="P:\CADD\Projects\DDC-7\HP-2021"/>	<input type="button" value="Browse..."/>
Standards Subfolders:	<input type="text" value="Approvals;Construction;Contract Standards;Drainage;DTM;Environr"/>	

ProjectWise Projects

OpenRoads Designer CONNECT Edition

DOT-US North Carolina ▾ HP-2021 ▾

Recent Files

You haven't opened any files recently. To browse for a file, start by clicking on Browse.

